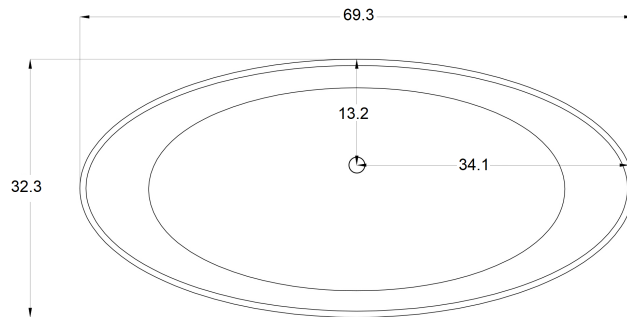


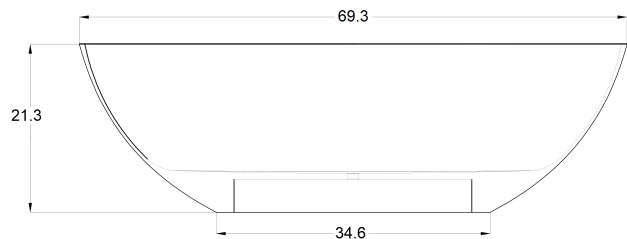
SPECIFICATIONS

Matte Finish item# 10SW101

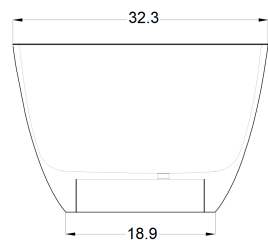
Gloss Finish item# 10SG101



TOP VIEW



FRONT VIEW



SIDE VIEW

Recommended Tub Drain for Internal Overflow

Chrome finish [11CC500]

Matte White finish [11CW500]



Suggested Basin

KENDRA
15TW101



Dimensions : LWH 69" x 32" x 21"
Waste to floor : 4"
Water Capacity : 72 gallons
Edge / Rim width : 1"
Waste diameter : 2"
Weight : 176 lbs

Overflow : Internal Overflow included
Max Water : 16" to overflow
Material : 100% DADOquartz
Color : White
Finish : Gloss or Matte
Warranty : Lifetime