

Sublime 60 Freestanding

Product code : **SU6032FS**

Draft revision : **20130422133628**

External dimensions : **60" x 32" x 22" [152,4 cm x 81,3 cm x 55,9 cm]**

Series : **freestand**

Seats : **1**

2012 catalog page : **13**

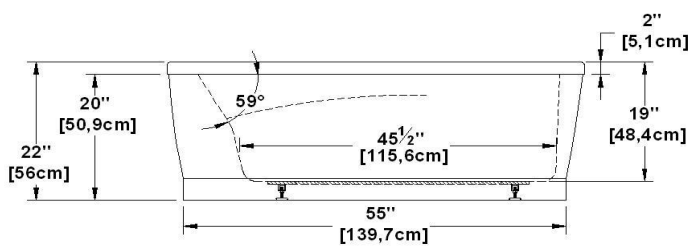
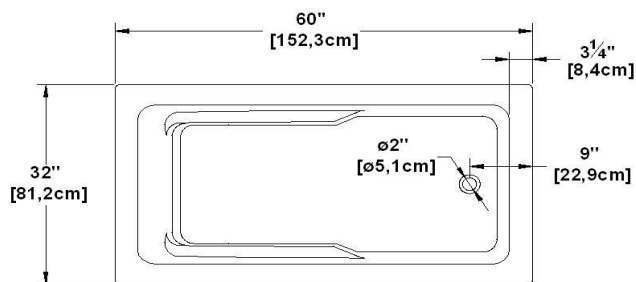
Low-profile available : **no**

Also available in DECKMOUNT

Arm rests : **yes**

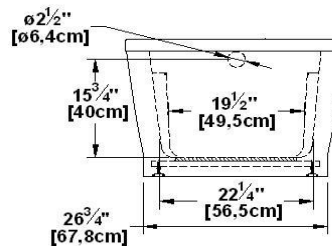
Low-profile available : **no**

Draft and specs

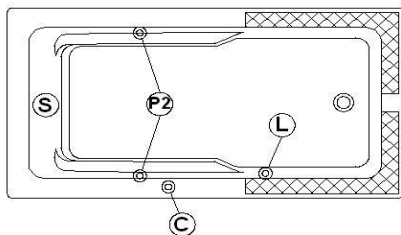


| Specifications | |
|----------------------|--|
| Capacity : | 45 IMP Gal. / 58,7 US Gal. / 204,6 liters |
| AeroMassage™ : | 40 Easy Clean™ air jets |
| Super AeroMassage™ : | AeroMassage™ + 12 Easy Clean™ air jets |
| Dynamic Turbo™ : | unavailable |
| Comfort Air™ : | unavailable |
| Characteristics : | n/a |

| Remarks | |
|--|--|
| *all measures have a precision of ± 1/4" (0,63cm) | |
| *internal dimensions taken at 4" (10cm) from bath bottom | |
| *capacity is measured by filling the soaker to 1-1/2" under the overflow | |
| *textured skirt available on all Freestanding products | |
| *shelf height is 3/4" on all "low-profile" models | |



Options and installation



accessories and decorative lines positions are approximative

Additional(s) note(s) :

Over-flow must be installed with flexible piping. When ordered with AeroMassage™ or Super AeroMassage™, blower must be remote mounted. Keypad not installed when ordered with remote control.

| Legend | | | |
|-----------------------------|--------|------|--|
| (S) | Blower | (L) | Chromatherapy light |
| (P1) | Pump | (P2) | Grab bar |
| (C) | Keypad | (X) | Recommended faucets drilling location* |
| Deck cut-out line - - - - - | | | |

| Available models | |
|--|--------------|
| Model | Availability |
| Soaker alone | ✓ |
| Comfort Air™ | ✓ |
| AeroMassage™ | ✓ |
| Super AeroMassage™ | ✓ |
| Dynamic Turbo™ (not available in the U.S.) | |
| Dynamic Turbo™ + AeroMassage™ | |
| Dynamic Turbo™ + Super AeroMassage™ | |

| Available recommended options | |
|-------------------------------|--------------------------|
| Front skirt : | Included (Freestanding) |
| Recommended drain : | WOCOSB14 (chrome finish) |
| Tile flanges : | unavailable |
| Remote control** : | available |
| **Floating | |

*It is possible to install the faucets elsewhere on the product. The installer must verify that there are no piping or wires before drilling.

IMPORTANT NOTE : Specifications, dimensions and models are subject to change.

Visit our website <http://www.oceania-attitude.com> to access up-to-date dimensions and informations. In all cases, information on the website is the most up-to-date. Dimensions may vary slightly. To ensure proper fit, measurements must be taken on the product directly.

Head office

591, avenue des Entreprises
Thetford Mines, Quebec
CANADA G6H 4B2

Phone numbers

No-charge : 1-877-332-4224
Fax : 1-866-460-4334

Internet

Web : <http://www.oceania-attitude.com>
Email : info@oceaniabaths.com