


222-36



■ **PRODUCT FEATURES**

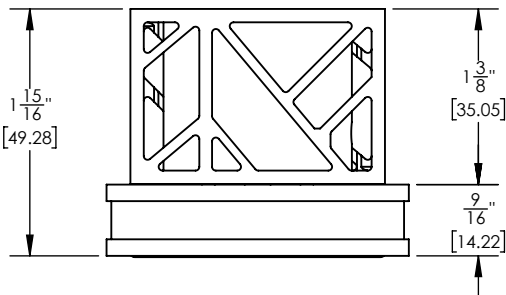
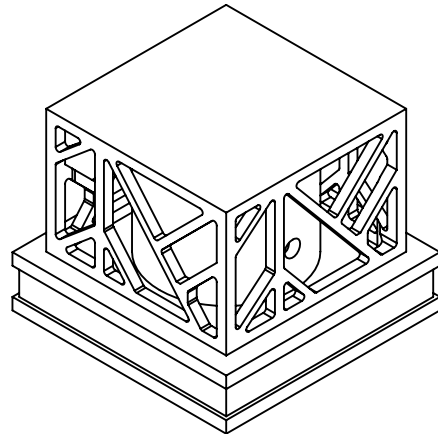
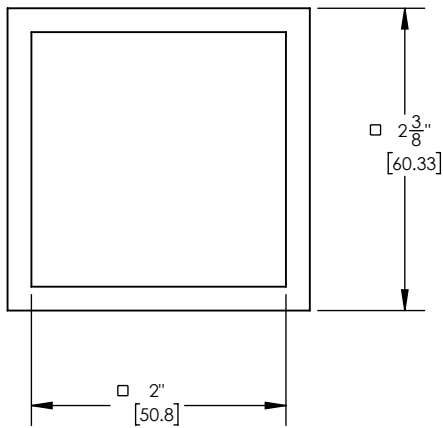
- Style: Transitional
- Collection: Jolie
- Temperature Controlled By Handle
- Square Handle
-
-

■ **TECHNICAL DETAILS**

Access Hole Diameter: 1 1/8"
 Handle Turn Angle: Quarter Turn
 Installation Type: Wall Mounted
 Primary Material: Brass

■ Accent Colors Available: Orange (042), Black (041), Light Blue (043), Navy Blue (044), Turquoise (049)
 Pink (045), Purple (046), Grey (048), Gloss White (051) (Order as finish) Example - 222-01/014X042

■ **PRODUCT DIMENSIONS**



www.phylrich.com

1261 Logan Avenue, Costa Mesa, California 92626.
 Phone: 714.361.4800 Fax: 714.617.3120



CODES & STANDARDS

ASME A112.181/ CSA B1251, ASME 112.18.2/ CSA B125.2, ANSI NSF, CEC

WARRANTY

Mechanical Warranty: 10 Years from date of purchase.
 Finish Warranty: See catalog for further information.

Rev-