



CHROME
01038344



BRUSHED CHROME
01038345



MATTE BLACK
01038346



ROSE GOLD
01038347



BRUSHED GOLD
01038348



NICKEL
01038349



BRUSHED NICKEL
01038350



HYDROTAP® ARC FOR HOME

BOILING | **CHILLED** | **SPARKLING**

The HydroTap Arc BCS will complement every lifestyle, with on demand sparkling, boiling and chilled water. Unbottle the future. Choose sustainable hydration with HydroTap by Zip Water - the world's most advanced drinking water system.

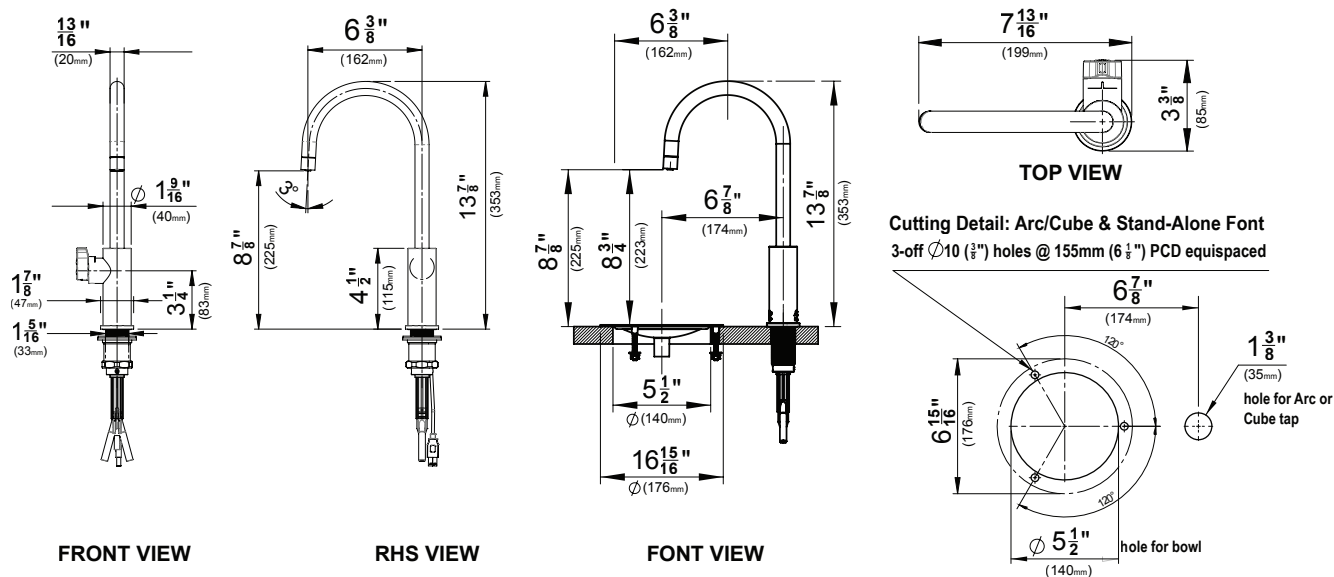
HYDROTAP® ARC FOR HOME

BOILING | **CHILLED** | **SPARKLING**



TAP SPECS

Style	HydroTap Arc-includes child safety lock
Hole Size	1 3/8"
Available Finishes	Chrome, Brushed Chrome, Matte Black, Rose Gold, Brushed Gold, Nickel & Brushed Nickel
Installation	Over Sink or On Drip Tray (Optional Font - see accessories)
Flow rate	Max 1.8gpm
Sparkling Water Flow Rate	0.36 gpm



ORDER CODES FOR PRODUCTS

01038344	BCS - Arc (Chrome)
01038345	BCS - Arc (Brushed Chrome)
01038346	BCS - Arc (Matte Black)
01038347	BCS - Arc (Rose Gold)
01038348	BCS - Arc (Brushed Gold)
01038349	BCS - Arc (Nickel)
01038350	BCS - Arc (Brushed Nickel)

ORDER CODES FOR OPTIONAL FONTS

01034269	Drip Tray, Design Range Font (Chrome)
01034270	Drip Tray, Design Range Font (Brushed Chrome)
01034271	Drip Tray, Design Range Font (Matte Black)
01034272	Drip Tray, Design Range Font (Rose Gold)
01034273	Drip Tray, Design Range Font (Brushed Gold)
01034274	Drip Tray, Design Range Font (Nickel)
01034275	Drip Tray, Design Range Font (Brushed Nickel)

ORDER CODES FOR SCALE FILTER KITS

01037868	Zip Scale Filter 2250 Liter (595gal) - FL250
01037869	Zip Scale Filter 3750 Liter (990gal) - FL500
01037870	Zip Scale Filter 7000 Liter (1850gal) - FL1000
01037871	Zip Scale Filter 10000 Liter (2640gal) - FL1500
01037879	Zip Scale Filter Installation Kit (Filter Head & Braided Hoses) - FL401

ORDER CODES FOR REPLACEMENT FILTERS

01034276	Filter, Zip, 0.2 Micron, 1 Size - 93701
01034278	Filter, Zip, 3 Micron, 1.5 Size - 93703

ORDER CODES FOR REPLACEMENT CO₂

01034347	Zip 2 x 1.5lb CO ₂ refillable/recyclable cylinders
01034349	Zip CO ₂ Regulator

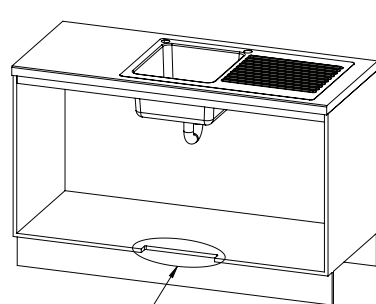
HYDROTAP® ARC FOR HOME

BOILING | CHILLED | SPARKLING

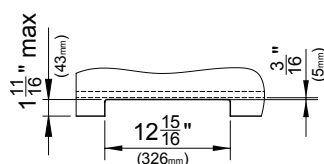


COMMAND CENTER SPECS

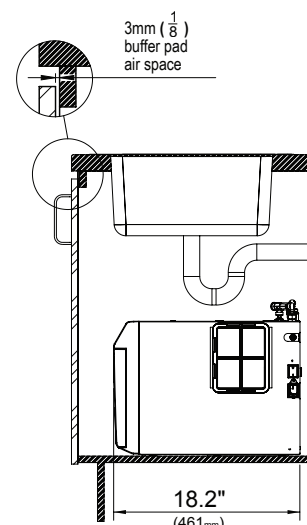
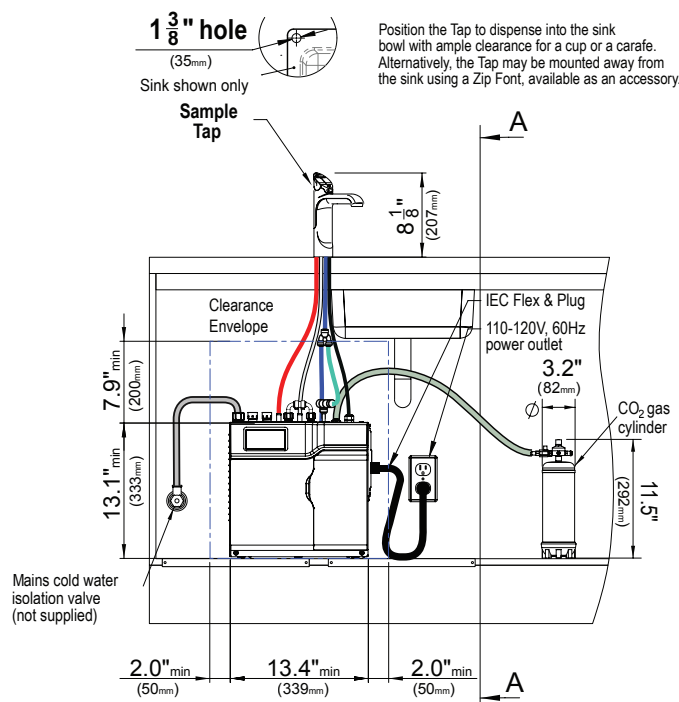
Water Pressure	Min 30psi – Max 75psi with a minimum flow rate of 1 gpm
Water Connection	½" BSP - isolation valve is required within 3' of the installation
Integral Water Valves	HydroTaps are fitted with a Dual Check Valve and a 50psi Pressure Limiting Valve
Water Supply Requirements	Potable drinking water supply
Total Dissolved Solids (TDS)	TDS Min 50ppm – Max 120ppm
Integral Water Filter	0.2 micron, 1 size - Replace every 1,500 gallons or 12 months
Power Rating	110-120V, 60 Hz, 1.25kW
Power Supply Requirements	110-120V, 60Hz 15 amp power supply with a NEMA 5-15 outlet
Dimensions (WxDxH)	13.4" x 18.2" x 13.1"
Minimum Air Gap	Clearances are required - 2" Left side , 2" Right side , 8" Above
Dry Weight	85lbs
Product Approvals	WQA - NSF/ANSI 372, 42 & 53, cUL, CEC
Warranty	2 years (1 year Limited Warranty plus additional 1 year Warranty is available on product registration)
CO ₂ Cylinder	2 x 1.5lb Beverage Grade Carbon Dioxide Cylinder
CO ₂ Capacity	Approximately 950 8oz cups
CO ₂ Operating Pressure	Min 39psi - Max 43psi



VENTILATION DETAIL



DETAIL B: CABINET FLOOR CUT-OUT



SECTION A-A

Installation and connection of your HydroTap must be carried out by a qualified person, observing all local, state, & federal regulations. You will require suitable 110 -120V 60Hz 15 amp power supply with a NEMA 5-15 electrical outlet within 3' of the product. The HydroTap is an air-cooled system, so discrete cabinetry cut-outs are required for ventilation. Installation on most counter tops is straightforward, however some stone counter tops may require a specialized cutting service. If using a drip tray (font) accessory, suitable drainage to a trapped waste is required within 3' of the installation. If you live in an area with hard water (more than 120ppm), we recommend installation of a scale filtration kit. Sufficient space and clearance to install the HydroTap as detailed in the product installation guidelines is required. Installation by Zip Professional Service can be arranged with a phone call to 1-833-233-2358 or through www.us.zipwater.com